


DK-50SW

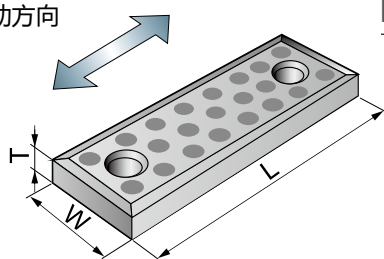
滑块 Wear plate-10mm thick



●运动方向为长度方向

请从适用的长度、宽度、厚度中选择零件号
(例)宽28mm、长度150mm的情况下

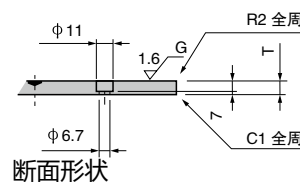
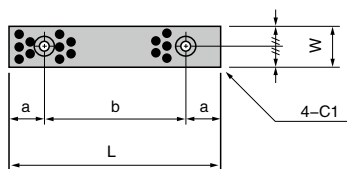
运动方向



DK-50SW - 28150

请指定上述零件号

W=18、28、38、48



断面形状

Parts No.	宽		长度		厚度		定位孔间隙		定位螺栓	
	W	L	T		a	b	种类	个数		
DK-50SW-1875	18	75	10	+0.04 +0.01	15	45	M6 内六角螺栓	2		
DK-50SW-18100	"	100	"	"	25	50	"	"		
DK-50SW-18125	"	125	"	"	"	75	"	"		
DK-50SW-18150	"	150	"	"	"	100	"	"		
DK-50SW-2875	28	75	"	"	15	45	"	"		
DK-50SW-28100	"	100	"	"	25	50	"	"		
DK-50SW-28125	"	125	"	"	"	75	"	"		
DK-50SW-28150	"	150	"	"	"	100	"	"		
DK-50SW-3875	38	75	"	"	15	45	"	"		
DK-50SW-38100	"	100	"	"	25	50	"	"		
DK-50SW-38125	"	125	"	"	"	75	"	"		
DK-50SW-38150	"	150	"	"	"	100	"	"		
DK-50SW-4875	48	75	"	"	15	45	"	"		
DK-50SW-48100	"	100	"	"	25	50	"	"		
DK-50SW-48125	"	125	"	"	"	75	"	"		
DK-50SW-48150	"	150	"	"	"	100	"	"		